

An alternative approach to staggered PRT clutter filtering

GREGORY MEYMARIS*

National Center for Atmospheric Research, Boulder, Colorado

JOHN C. HUBBERT

National Center for Atmospheric Research, Boulder, Colorado

MICHAEL DIXON

National Center for Atmospheric Research, Boulder, Colorado

1. Introduction

Staggered PRT (pulse repetition) is a popular technique to mitigate the range-velocity dilemma of weather radars. The unambiguous range is based on the longer PRT while the difference of the two PRTS (when the stagger is $m/(m+1)$ for some positive integer m) gives the unambiguous velocity (Zrnić and Mahapatra 1985). The major limitation of the staggered PRT technique has been clutter filtering. Since the time-series for a resolution volume is not equi-spaced, traditional filtering techniques such as time domain IIR (infinite impulse response) filtering or spectral domain filtering (based on the Discrete Fourier Transform (DFT)) are not immediately applicable. Recently Sachidananda and Zrnić (2000; 2002) introduced a staggered PRT clutter filtering algorithm based on the interpolation of the time-series to equi-spaced samples. This is done by interleaving zeros into the time-series to create equi-spaced time-series. The interpolated time-series is then transformed with a DFT. The resulting spectrum contains 5 replicas of the intrinsic underlying spectrum. Fairly complicated matrix mathematics is used to filter the spectra and estimate the power, mean velocity, and spectrum width.

In this paper we discuss a novel technique in which the time-series is separated into two equi-spaced time-series and then a spectral notch clutter filter can be employed. The two filtered sequences are then recombined to once again create a staggered PRT sequence. The velocity and power can then be calculated in standard fashion.

2. A Simplified Staggered PRT Clutter Filter

A typical staggered PRT sequence is shown in Fig. 1. Sequence (A) is the staggered PRT sequence with the two staggers periods T_1 and T_2 ; in this paper, the $2/3$ stagger is assumed, which means that $T_1 = 2T_2/3$. Denote the time-series samples s_1, s_2, \dots, s_M (where M is the total number of samples). Two sequences are created by taking alternate samples and separating them as indicated by the red and blue lines and the even and odd samples. The resulting two sequences have a period of $T_1 + T_2$. These equi-spaced sequences can then be filtered in the time domain or the frequency domain. If they are filtered in the frequency domain, the sequences are subsequently transformed using an inverse DFT. The resulting time-series are then interleaved to produce the filtered staggered PRT sequence corresponding to Fig. 1A.

It is instructive to compare the Sachidananda and Zrnić (2002) technique (SACHI) and the simplified staggered PRT technique (SSPRT) via a numerical example. Let $T_1 = 785 \mu\text{s}$ and $T_2 = 1177 \mu\text{s}$ so that $T_1 + T_2 = 1962 \mu\text{s}$. The SACHI zero-interpolated sequence has a period $T_u = 393 \mu\text{s}$. Therefore, the unambiguous velocity for SACHI is 67 m s^{-1} while the unambiguous velocity for SSPRT sequence, based on period of $1962 \mu\text{s}$, is 13 m s^{-1} . The SACHI technique creates 5 “replicas” (phase and amplitude modulated) of the true clutter signal spectrum equi-spaced over the entire unambiguous velocity range of 134 m s^{-1} . Thus the spectrum replicas are separated 27 m s^{-1} intervals. The performance of the SACHI clutter filter degrades when there is weather located at these 27 m s^{-1} intervals (i.e., weather can be eliminated by the clutter filter causing biased velocity and reflectivity estimates).

* *Corresponding author address:*
 Gregory Meymaris, RAL, NCAR
 1850 Table Mesa Dr., Boulder, CO 80305
 E-mail: meymaris@ucar.edu

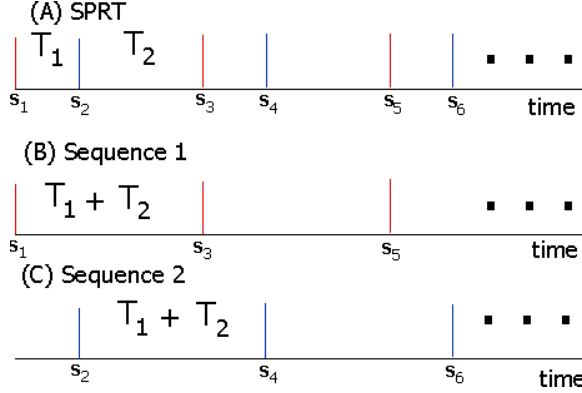


Figure 1: (A) A staggered PRT sequence. (B) and (C) show two equi-spaced sequences consisting of the even and odd samples of (A).

For SSPRT, if weather signal is located close to 0 m s^{-1} , this weather signal can also be attenuated causing biased estimates. Since the unambiguous velocity is 13 m s^{-1} , weather with $27k \text{ m s}^{-1}$, where k is an integer, will “wrap back” to 0 m s^{-1} and thus these weather signals can also be attenuated by the clutter filter. Therefore, both SACHI and SSPRT can suffer performance degradation when weather has velocity close to $27k \text{ m s}^{-1}$ (depending on the width of the clutter filter).

Figures 2-5 show various spectral representations for a simulated weather and overlaid clutter case. The original spectra sampled at $393 \mu\text{s}$ with 160 samples is shown in figure 2. This can be thought of as the spectrum that the staggered PRT techniques are trying to recover. In figure 3, the spectra from the SACHI technique is shown (i.e. the original time-series is down-sampled using SPRT, the missing values are then “interpolated” back in with 0’s, and then the spectrum is calculated). With the SSPRT technique, the SPRT time-series was separated into even and odd time-series, and the spectra are calculated. The resulting spectra are shown in figure 4, zoomed into the 13 m s^{-1} Nyquist interval, and in figure 5, shown on the extended Nyquist interval like figures 2 and 3.

3. Algorithm

The SSPRT method works as follows. The time-series is separated into even and odd time-series (each with PRT $T_1 + T_2$). The time-series are windowed using von Hann window function, and the FFT is computed. To filter the clutter, we used Gaussian Model Adaptive Processing (GMAP) clutter filter (Siggia and R. Passarelli 2004). If GMAP de-

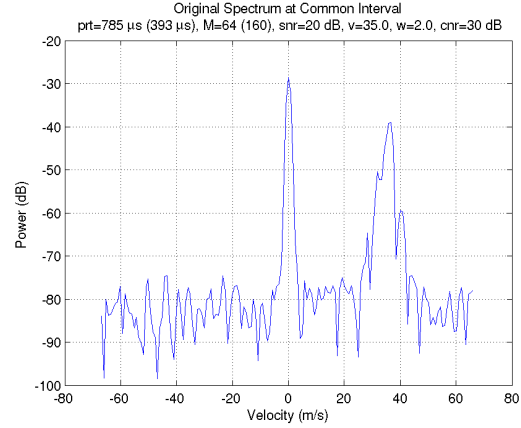


Figure 2: Spectrum of a simulated weather and clutter echo. The simulation parameters are $\lambda = 10.5 \text{ cm}$, PRT of $393 \mu\text{s}$, 160 samples, 20 dB SNR.

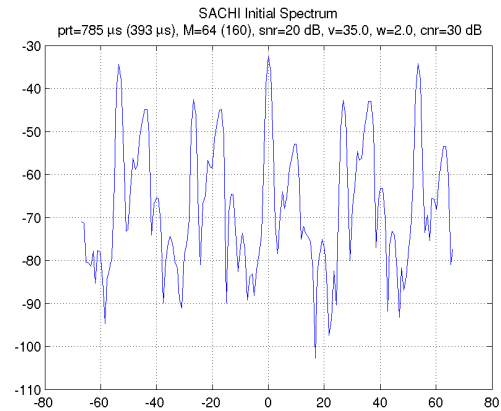


Figure 3: SACHI Spectrum of a simulated weather and clutter echo. The simulation parameters are $\lambda = 10.5 \text{ cm}$, $T_1 = 785 \mu\text{s}$, 64 staggered PRT samples, 20 dB SNR.

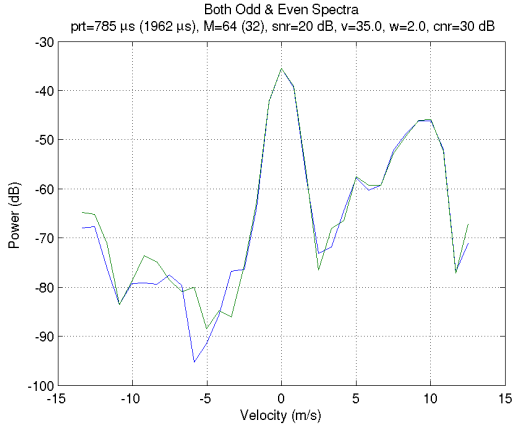


Figure 4: SSPRT Spectra (even and odd) of a simulated weather and clutter echo. The simulation parameters are $\lambda = 10.5$ cm, $T_1 = 785$ μ s, 64 staggered PRT samples, 20 dB SNR.

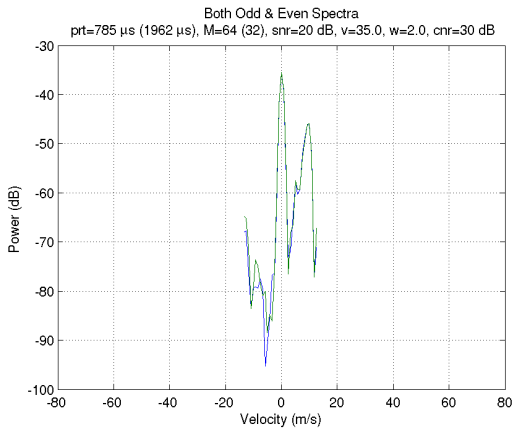


Figure 5: SSPRT Spectra (even and odd) of a simulated weather and clutter echo on the extended Nyquist interval. The simulation parameters are $\lambda = 10.5$ cm, $T_1 = 785$ μ s, 64 staggered PRT samples, 20 dB SNR.

termines that clutter exists, then GMAP not only attempts to remove the clutter power, it also attempts to reconstruct the weather by assuming a Gaussian shape. However, care must be taken for staggered PRT data because it is necessary to also reconstruct the phases as well. Or more precisely the difference between the phases of the two complex spectra, since this contains important information. Before GMAP is applied, using the phase angle between the complex spectra at a spectral bin as well as the velocity value at that bin, a determination can be made as to which of the 5 intervals the data in that bin likely came from. There is some noise in the estimate so a de-speckle type filter is applied to fix isolated misclassifications. Continuing the simulated clutter and weather case above, figure 6 shows the interval determination for the spectra in figure 4. In theory, the spectrum can then be de-aliased, which is shown in figure 7. GMAP could then be applied and the moments could then be calculated.

Alternatively, GMAP can be applied to each spectrum (even and odd), and then the interval determination (made before applying GMAP) can be used to assign the phases between the complex spectra for the bins that GMAP modified. An inverse FFT is then applied to each spectrum, and the time-series are “zippered” back together. The power, mean velocity and spectrum width can then be calculated using the standard techniques (Zrnić and Mahapatra 1985; Sachidananda et al. 1999; Torres et al. 2004).

4. Conclusions

The SSPRT technique is a promising clutter filtering technique in at least some scenarios. It has the advantage that it is quite simple to understand, building from more standard techniques than does SACHI. A detailed study of the scenarios in which SSPRT is better than SACHI, and vice versa, needs to be performed.

5. Acknowledgment

This research was supported in part by the ROC (Radar Operations Center) of Norman OK. Any opinions, findings and conclusions or recommendations expressed in this publication are those of the author(s) and do not necessarily reflect the views of the ROC.

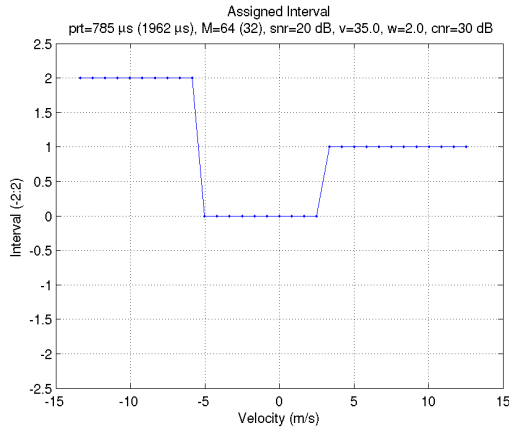


Figure 6: SSPRT interval determination of a simulated weather and clutter echo shown in figure 4. The simulation parameters are $\lambda = 10.5$ cm, $T_1 = 785$ μ s, 64 staggered PRT samples, 20 dB SNR.

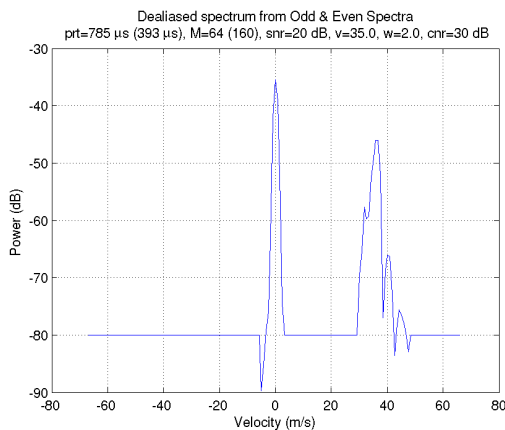


Figure 7: SSPRT de-aliased spectrum of a simulated weather and clutter echo shown in figure 4. The simulation parameters are $\lambda = 10.5$ cm, $T_1 = 785$ μ s, 64 staggered PRT samples, 20 dB SNR.

References

- Sachidananda, M. and D. Zrnić, 2000: Clutter Filtering and Spectral Moment Estimation for Doppler Weather Radars Using Staggered Pulse Repetition Time (PRT). *Journal of Atmospheric and Oceanic Technology*, **17**, 323–331.
- Sachidananda, M. and D. Zrnić, 2002: An Improved Clutter Filtering and Spectral Moment Estimation Algorithm for Staggered PRT Sequences. *Journal of Atmospheric and Oceanic Technology*, **19**, 2009–2019.
- Sachidananda, M., D. S. Zrnić, and R. J. Doviak, 1999: Signal design and processing techniques for WSR-88D ambiguity resolution. part-3. Technical report, National Severe Storms Laboratory.
- Siggia, A. and J. R. Passarelli: 2004, Gaussian model adaptive processing (gmap) for improved ground clutter cancellation and moment calculation. *Proceedings of Third European Conference on Radar in Meteorology and Hydrology*, ERAD, Visby, Gotland, Sweden, 67–73.
- Torres, S., M. Sachidananda, and D. S. Zrnić, 2004: Signal design and processing techniques for WSR-88D ambiguity resolution: Phase coding and staggered PRT data collection, implementation, and clutter filtering. part-8. Technical report, National Severe Storms Laboratory.
- Zrnić, D. S. and P. Mahapatra, 1985: Two Methods of Ambiguity Resolution in Pulse Doppler Weather Radars. *Aerospace and Electronic Systems, IEEE Transactions on*, **AES-21**, 470–483.